


SHOE SIZING GUIDE

MEASURE THE LENGTH AND WIDTH



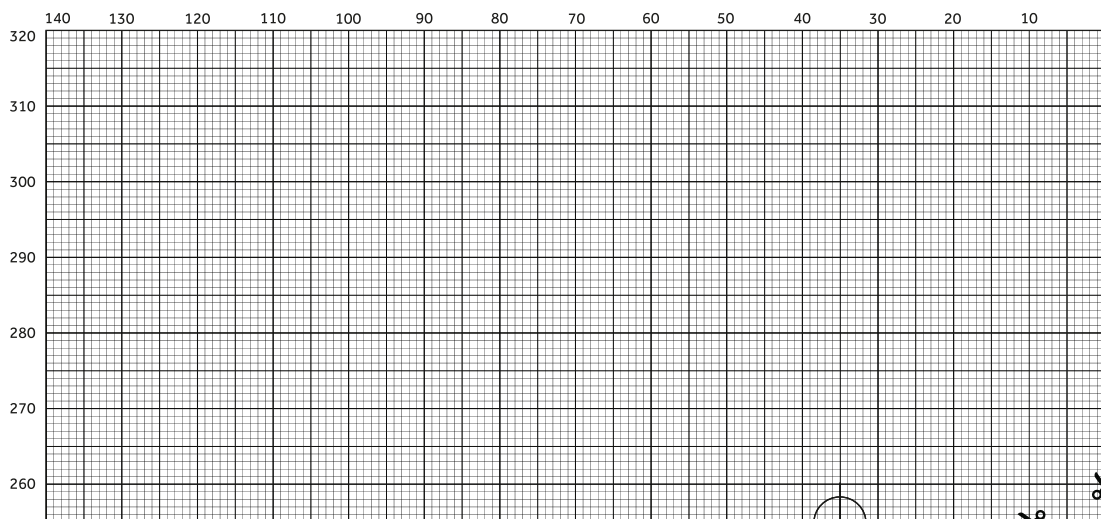
1. Lean your heels against the wall to measure the length of your foot, or the outside of your foot, on top of the piece of paper with one side aligned with the wall.

2. Draw a mark in front of the toe furthest from the wall to measure the length, or the widest part of the foot to measure the width (you may need to get help) and measure the distance from the wall.

3. Repeat the process for the other foot and compare the measurements to our chart to find the correct measurement.

EU SIZE	LENGTH mm	WIDTH mm	US	UK
37	232	86,9	5 1/4	4 1/4
38	240	88,2	6	5
39	245	90,1	6 3/4	5 3/4
40	250	91,5	7 1/2	6 1/2
40,5	256	92,4	8	7
41	260	93,4	8 1/4	7 1/4
41,5	263	94	8 3/4	7 3/4
42	266	94,8	9	8
42,5	269	95,6	9 1/2	8 1/2
43	272	96,6	9 3/4	8 3/4
43,5	275	97,5	10 1/4	9 1/4
44	280	98,2	10 3/4	9 3/4
44,5	284	99,1	11	10
45	287	99,9	11 1/2	10 1/2
45,5	290	100,8	11 3/4	10 3/4
46	293	101,7	12 1/4	11 1/4
47	301	103,2	13	12
48	308	105	13 3/4	12 3/4

1

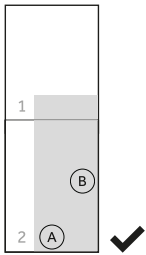
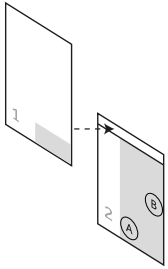


PREPARE THE TOOL



HAVE YOU PRINTED IT CORRECTLY?
Make sure you set your printer at 100% scale (actual size). Compare the scale below with a ruler. They should correspond.

MERGE SHEET 1 WITH SHEET 2



2

250
240
230
220
210
200
190
180
170
160
150
140
130
120
110
100
90
80
70
60
50
40
30
20
10

