
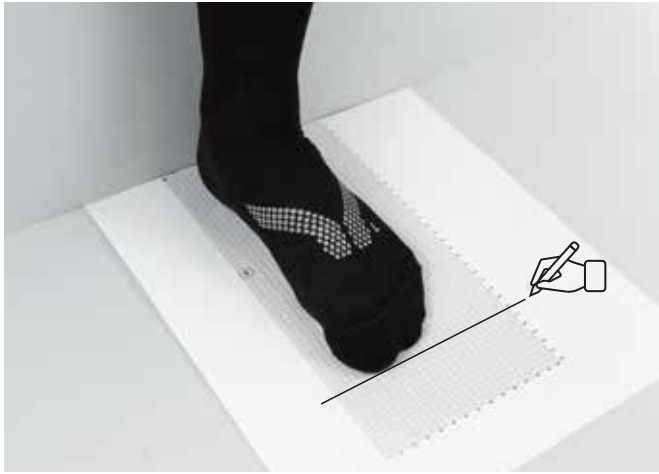


SHOE SIZING GUIDE

MEASURE THE LENGTH AND WIDTH



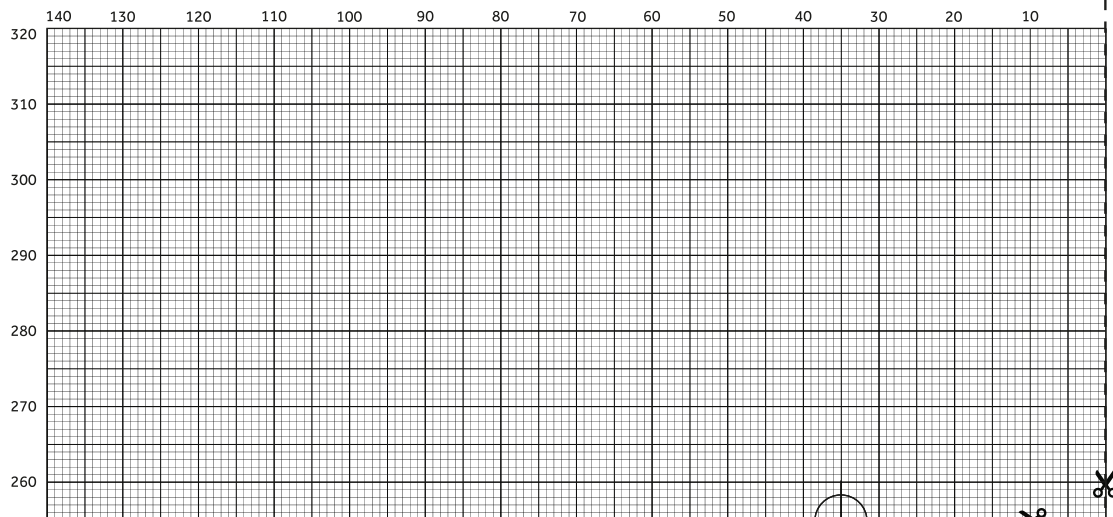
1. Lean your heels against the wall to measure the length of your foot, or the outside of your foot, on top of the piece of paper with one side aligned with the wall.

2. Draw a mark in front of the toe furthest from the wall to measure the length, or the widest part of the foot to measure the width (you may need to get help) and measure the distance from the wall.

3. Repeat the process for the other foot and compare the measurements to our chart to find the correct measurement.

EU SIZE	LENGTH mm	WIDTH mm	US	UK
37	229	86,2	5 1/4	4 1/4
37,5	235	87,1	5 1/2	4 1/2
38	240	87,9	6	5
38,5	244	89,5	6 1/4	5 1/4
39	249	90,1	6 3/4	5 3/4
39,5	252	90,8	7	6
40	255	91,6	7 1/2	6 1/2
40,5	259	92,6	8	7
41	261	93,4	8 1/4	7 1/4
41,5	265	94,3	8 3/4	7 3/4
42	268	95,1	9	8
42,5	270	95,9	9 1/2	8 1/2
43	274	96,6	9 3/4	8 3/4
43,5	280	97,6	10 1/4	9 1/4
44	281	98,5	10 3/4	9 3/4
44,5	285	99,5	11	10
45	288	100,3	11 1/2	10 1/2
45,5	290	101,7	11 3/4	10 3/4
46	296	102,2	12 1/4	11 1/4
47	300	103,8	13	12
48	310	105,1	13 3/4	12 3/4

1

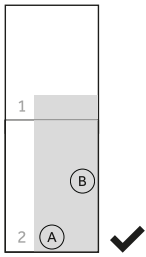
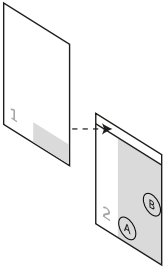


PREPARE THE TOOL



HAVE YOU PRINTED IT CORRECTLY?
Make sure you set your printer at 100% scale (actual size). Compare the scale below with a ruler. They should correspond.

MERGE SHEET 1 WITH SHEET 2



2

250
240
230
220
210
200
190
180
170
160
150
140
130
120
110
100
90
80
70
60
50
40
30
20
10

